

RJ45 field plug pro 360

AWG 26/1 - 22/1, AWG 27/7 - 22/7

130E405042-E 10G C6A


130G405042-E 25G

130H405042-E 40G

de Montagehinweis für den Installateur

en Mounting note for the installer

fr Notice d'installation pour l'installateur



i HINWEIS / NOTE / AVIS

Anschlussfehler vermeiden!

Vor dem Anschluss Montageanleitung sorgfältig lesen!

Avoid connection errors!

Read installation instructions carefully before connecting!

Eviter des erreurs de raccordement !

A lire attentivement avant de procéder au raccordement !

de






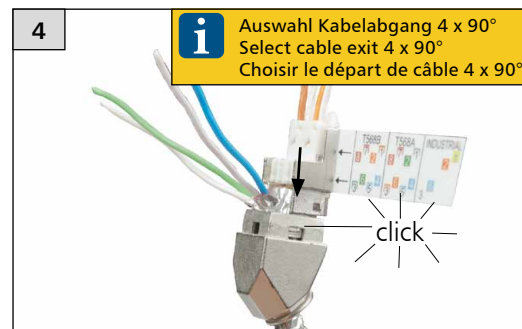


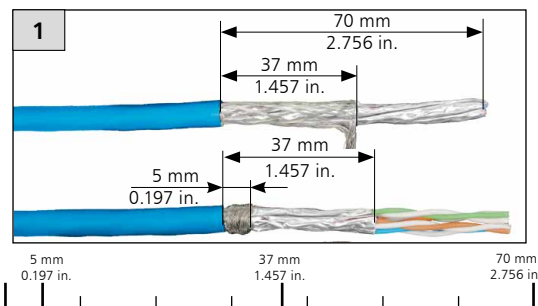
en








fr



Anschlussbelegung / PIN assignments Affectation des fils aux contacts			
PIN Nr. / No. contact no.	T568A	T568B	Industrial Profinet
1	WH-GN	WH-OG	YE
2	GN	OG	OG
3	WH-OG	WH-GN	WH
4	BU	BU	-
5	WH-BU	WH-BU	-
6	OG	GN	BU
7	WH-BN	WH-BN	-
8	BN	BN	-





Demontage / Disassembly / Démontage

