

## Data sheet

Patch cord Cat.6<sub>A</sub> AWG 26 0.5 m gray

Page 1/7

P/N


1308450533-E

EAN 4250184117322

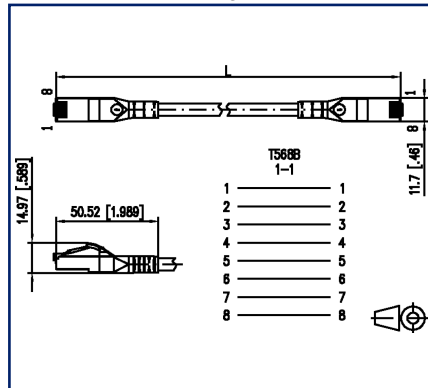
2021/01/25

Version: AN

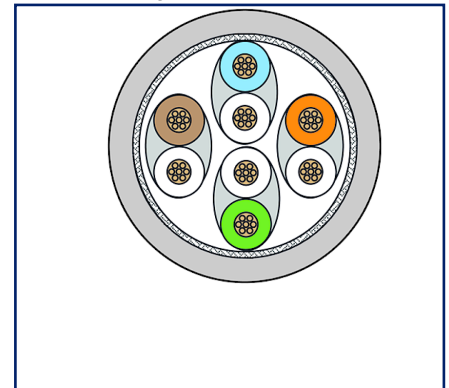
### Illustrations



Dimensional drawing



Principle diagram



See enlarged drawings at the end of document

### Product specification

- especially suitable for shielded and unshielded class E<sub>A</sub> systems
- fully shielded Cat.6<sub>A</sub> patch cord AWG 26/7
- two shielded RJ45 connectors, 1:1 assignment
- cable type: S/FTP 4x2xAWG 26/7 PIMF
- cable sheath: LSHF (LSOH), halogen free
- component testing for Cat.6<sub>A</sub> acc. to ISO/IEC 11801-1 and IEC 61935-2, certified to GHMT
- class E<sub>A</sub> Link up to 500 MHz to ISO/IEC 11801-1, DIN EN 50173-1
- suitable for 10 GBit Ethernet (IEEE 802.3an) and Remote Powering (PoE, PoE plus and UPoE) and HDBaseT
- snagless boot with integrated lever protection
- colors may differ slightly due to different protection lots



# P | Cabling

Data sheet

Page 2/7

## Patch cord Cat.6<sub>A</sub> AWG 26 0.5 m gray

P/N

1308450533-E

EAN 4250184117322

2021/01/25

Version: AN

### Technical Data

#### General Data

Fields of application	Structured building cabling, Consolidation points Industrial Ethernet, Office Data center Tertiary patch cord
Design	shielded
Shielding	shielded
Transmission technology	Copper
Cable Type	S/FTP
Number of twisting elements	4
Twisting element	Pair
Wiring	1 - 1
Color	gray
Dimensions	
Dimension - Interface 1 (L x W x H)	50.52 mm x 11.7 mm x 14.97 mm
Dimension - Interface 1 (L x W x H)	1.989 in. x 0.461 in. x 0.589 in.
Dimension - Interface 2 (L x W x H)	50.52 mm x 11.7 mm x 14.97 mm
Dimension - Interface 2 (L x W x H)	1.989 in. x 0.461 in. x 0.589 in.
Cable length (m)	0.5 m
Cable length (ft)	1.64 ft
Weight	42 kg/km
Marking option	by cable boot

#### Transmission characteristics

Category (ISO)	6 <sub>A</sub>
Class (ISO/IEC)	E <sub>A</sub>
Category (TIA)	6A
Remote Powering	yes
PoE	IEEE 802.3af
PoE plus	IEEE 802.3at
UPoE	yes
HDBaseT	yes
Transmission rate up to 100 MBit (Fast Ethernet)	IEEE 802.3u
Transmission rate up to 1 GBit (Fast Ethernet)	IEEE 802.3ab
Transmission rate up to 10 GBit	IEEE 802.3an



# P | Cabling

Data sheet

Page 3/7

Patch cord Cat.6<sub>A</sub> AWG 26 0.5 m gray

P/N

1308450533-E

EAN 4250184117322

2021/01/25

Version: AN

## Technical Data

Connections/interfaces	
Connector technology interface 1	RJ45 plug
Connector technology interface 2	RJ45 plug
Number of ports interface 1	1
Number of ports interface 2	1
Number of equipped ports interface 1	1
Number of ports interface 2 equipped	1
Number of positions/contacts interface 1	8P/8C
Number of positions/contacts interface 2	8P/8C
Termination data, stranded wire (min. - max.)	
Conductor cross section, stranded wire	AWG 26/7
Conductor cross section, stranded wire	0.141 mm <sup>2</sup>
Conductor diameter, stranded wire (bare copper)	0.483 mm
Conductor diameter, stranded wire (bare copper)	0.019 in.
Cable sheath diameter (min. - max.)	
Cable sheath diameter mm	5.9 mm - 6.3 mm
Copper index	24 kg/km

Electrical characteristics	
Current carrying capacity	max. 1 A
Rated voltage	max. 60 V DC
Contact resistance	max. 20 mOhm
Through resistance	max. 200 mOhm
Insulation resistance	min. 500 MOhm
Transfer impedance 1 MHz	25 mOhm/m
Transfer impedance 10 MHz	25 mOhm/m
Resistance unbalance	max. 3 %
Capacitance at 800 Hz	Nom. 43 nF/km
Delay skew	max. 12 ns/100 m
Dielectric strength conductor-conductor (primarily)	max. 500 V DC
Dielectric strength conductor-conductor (primarily)	max. 500 V AC
Dielectric strength conductor-conductor (secondary)	max. 500 V DC
Dielectric strength conductor-shield	max. 500 V DC
Dielectric strength conductor-shield	max. 500 V AC
Dielectric strength conductor-conductor (secondary)	max. 500 V AC

# P | Cabling

Data sheet

Page 4/7

Patch cord Cat.6<sub>A</sub> AWG 26 0.5 m gray

P/N

1308450533-E

EAN 4250184117322

2021/01/25

Version: AN

## Technical Data

### Mechanical data

Tensile force	100 N
Fire load	0.104 kWh/m
Fire load	540 MJ/km
Position/mounting of latch - standard installation position	top
Bending radius without load	max. 25.2 mm
Bending radius with load	max. 50.4 mm

### Materials and material properties

Material - Cable jacket	LSHF (LSOH)
Material - Plug housing interface 1	PC (polycarbonate)
Material - Plug housing interface 2	PC (polycarbonate)
Material - Contact interface 1	CuSn (tin bronze)
Material - Contact interface 2	CuSn (tin bronze)
Material - Contact finish interface 1	Au (gold)
Material - Contact finish interface 2	Au (gold)
Material - Contact carriers interface 1	Plastics
Material - Contact carriers interface 2	Plastics
Material - Shield interface 1	CuSn (tin bronze)
Material - Shield interface 2	CuSn (tin bronze)
Material - Shield finish interface 1	Sn (tin)
Material - Shield finish interface 2	Sn (tin)
Flame retardancy	no
Halogen free	yes
RoHS	compliant
REACH - substance (SVHC)	none

### Environmental conditions

Temperature (min. - max.)	
Temperature - Storage °C	-20 °C - 60 °C
Temperature - Storage °F	-4 °F - 140 °F
Temperature - Operating °C	-20 °C - 60 °C
Temperature - Operating °F	-4 °F - 140 °F
Temperature - Installation Å°C	0 °C - 50 °C
Temperature - Installation Å°F	32 °F - 122 °F

# P | Cabling

Data sheet

Page 5/7

Patch cord Cat.6<sub>A</sub> AWG 26 0.5 m gray

P/N

1308450533-E

EAN 4250184117322

2021/01/25

Version: AN

## Technical Data

### Certifications

GHMT PVP	yes
Note on GHMT PVP	Tested lengths: 1, 2, 5, 10 and 20 m

### Approvals

CE	yes
----	-----

### The product meets the following standards

Generic cabling systems	
General requirements	ISO/IEC 11801-1   DIN EN 50173-1 ANSI/TIA-568.2-D
Office buildings	ISO/IEC 11801-2   DIN EN 50173-2 ANSI/TIA-568.2-D
Living units	ISO/IEC 11801-4   DIN EN 50173-4 ANSI/TIA-570-D
Data centers	ISO/IEC 11801-5   DIN EN 50173-5 ANSI/TIA-942-B
Connectors for electronic equipment	
Free and fixed connectors	IEC 60603-7-51
Specification for the testing of balanced and coaxial information technology cabling	
Cords as specified in ISO/IEC 11801 and related standards	IEC 61935-2

### Classifications

ETIM 5.0	EC001262
ETIM 6.0	EC001262
ETIM 7.0	EC001262

### Packing details

Type of packaging	1 pc(s) / plastic bag
-------------------	-----------------------

# P | Cabling

Data sheet

Page 6/7

Patch cord Cat.6<sub>A</sub> AWG 26 0.5 m gray

P/N

1308450533-E

EAN 4250184117322

2021/01/25

Version: AN

## Zubehör von

P/N	Designation
130927-1200-E	SmartConnect Patchpanel 12 ports MC module
130927-1600-E	SmartConnect Patchpanel 16 ports MC module
130927-2400-E	SmartConnect Patchpanel 24 ports MC module



# P | Cabling

Data sheet

Patch cord Cat.6<sub>A</sub> AWG 26 0.5 m gray

Page 7/7

P/N

1308450533-E

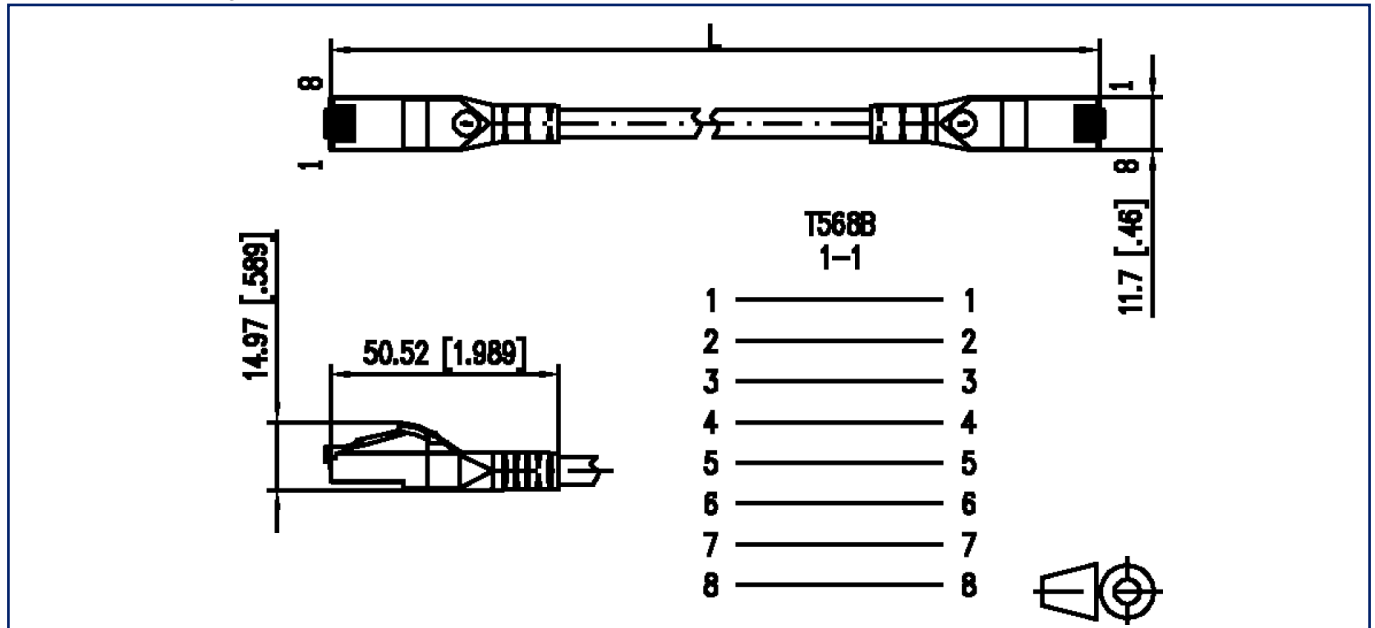
EAN 4250184117322

2021/01/25

Version: AN

## Illustrations

Dimensional drawing



Principle diagram

