

THOR D51 / D51 THOR/2 / THOR/2 LED / D51/2-EL83-GR

## Product Info

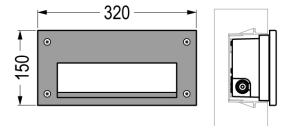


<b>Item code</b>	THOR D51 / D51/2-EL83-GR
<b>Category</b>	Step light, Wall recessed
<b>Environments</b>	urban landscape, façades and architectural works, wellness, hallway, places of worship
<b>Mounting type</b>	with rough-in housing
<b>Body</b>	High impact resistant composite technopolymer body. Frame in die-cast aluminum, resistant to corrosion.
<b>Painting</b>	Polyester powder coating, with a pluri-processed against corrosion (passed the exposure of over 1500 hours in a saline mist environment).
<b>Screws</b>	AISI 304 stainless steel screws.
<b>Seals</b>	Silicone Rubber.
<b>Standard Colour</b>	GR   graphite satin finish
<b>Option colors</b>	AL   aluminium grey



## Dimensions

<b>Total device width (mm)</b>	150
<b>Total device length (mm)</b>	320
<b>Weight (kg)</b>	1.6
<b>Volume piece packed (m³)</b>	0.006

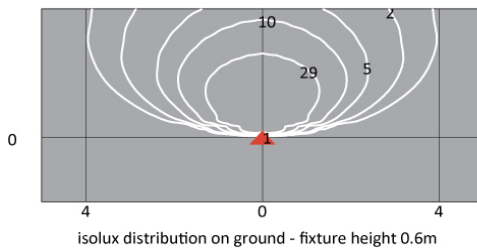
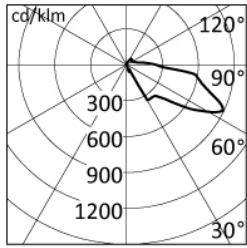


## Optical System

<b>Optical System</b>	Safety tempered glass.
<b>Beam</b>	asymmetrical
<b>Emission</b>	direct
<b>Reflectors</b>	Extra-pure aluminium reflector.
<b>Adjustable</b>	No



## Photometrics



## Sources

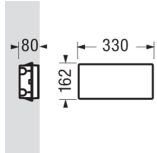
<b>MacAdam</b>	Step 3
<b>Output Flux</b>	599 lm
<b>Source type</b>	LED
<b>System power</b>	10,5W
<b>Temperature Colour</b>	3000K CRI>80

## Electrical

<b>Ballast type</b>	DALI
<b>Frequency</b>	50-60Hz
<b>Lifetime</b>	50.000h L80B50 (Ta=25°C)
<b>Line input</b>	Cable entry: predisposed for daisy chain wiring, internal derivation - terminal block screws 3x2,5mm <sup>2</sup> use only (EN 60598-1) cable type H07RN-F with diameter between 7,5 and 12mm.
<b>Mounting ballast type</b>	Integral
<b>Voltage</b>	220-240V
<b>Separate ignition</b>	No
<b>Emergency 1E</b>	No
<b>Emergency 3E</b>	No

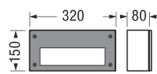
## Optional Accessories

### Rough-in housing

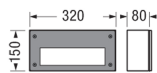
**D51/2-CI**

For models D51 thor/2. Rough-in housing high stress resistance composite technopolymer.


### Mounting

**D51/2-MS-AL**

For models D51 thor/2. Wall bracked installation. -AL ALUMINIUM

**D51/2-MS-GR**

For models D51 thor/2. Wall bracked installation. -GR GRAPHITE

**D51/2-LD**

For models D51 thor/2. Acid-etched glass.