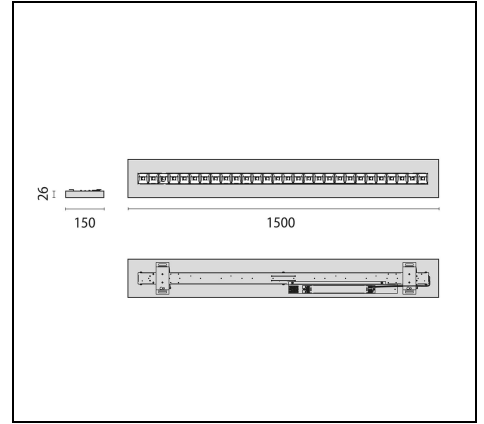



FLEXILED SM LV ASYM

Part number 3122045



Description

Indoor surface mounted luminaire, comprising:

- Housing made of form-stable 1.0 mm sheet steel
- Impact-resistant, impression-resistant powder coating
- Wallwasher with asymmetrical light distribution ensures optimum panel illumination
- Suitable for office applications in accordance with EN 12464-1
- UGR <math><19</math> for all luminosities
- Reliable and low-maintenance 50,000h L80B10
- Colour tolerance according to MacAdam ≤ 3 SDCM
- 2 power levels adjustable
- Special colour versions available. Consult factory

To maintain the regular updating of our products, PERFORMANCE iN LIGHTING reserves the right to make changes without prior notice. For the most up to date information we always recommend you read the latest version published on the website www.performanceinlighting.com. Delivered luminaire lumen outputs and power consumptions, including losses, are subject to a tolerance of +/- 7%, and unless otherwise stated the values apply to an ambient temperature of 25°C. Terms of warranty are available at <https://www.performanceinlighting.com/qr/company/led-warranty>

Product data

ETIM Group:	EG000027	ETIM Class:	EC002892
-------------	----------	-------------	----------

General information

Lampholder:	LED	Light source:	LED
Lightsource lumen output [lm]:	6150	Luminaire lumen output [lm]:	5260
Luminaire wattage [W]:	42 W	Luminous efficacy [lm/W]:	125
CRI:	80	Colour temperature [K]:	4000
Colour / Finishing:	WH-RAL9016 / White RAL9016 / Textured	IP degree of protection:	IP20
IK-J-xxIP:	IK05 0.7J xx3	Protection class:	I
Optic:	A/M - Asymmetric Medium	Beam angle:	2 x 38° / 37°
Net weight [kg]:	3.852	Overall length [mm]:	1500
Overall width [mm]:	150	Overall height [mm]:	12

Mechanical features

Shape:	Rectangular	Housing material:	Aluminium
Diffuser material:	Plastic	Glow wire test [°C]:	650 °C

Electrical features


Voltage type:	AC	Input voltage [V AC]:	220/240
Input frequency [Hz]:	220-240V 50/60Hz	Power factor / COS Φ:	0.9

Installation

Application area:	Indoor	Mounting type:	Ceiling surface
Min. ambient temperature [°C]:	10	Max. ambient temperature [°C]:	40

Light features

MacAdam:	3	Lumen maintenance:	L80B10@50000h
DFF - Downward Flux Fraction [%]:	100	UFF - Upward Flux Fraction [%]:	0
UGR max.:	18.0		



3123706

WH-RAL9016 / White RAL9016

Optional accessories

FLEXILED SM



3122577


Mounting template

GR-94 / Metallic grey



3122584


Casambi module for installation



3122586

Single wireless wall switch

WH-87 / White



3122587

Double wireless wall switch

WH-87 / White