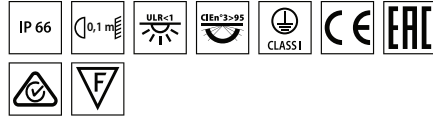



SPIDER+ 10



Scan the QR-code for the latest information

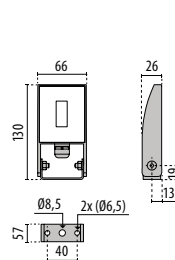
■ BK-81 / Black / Textured

LED floodlight for indoor and outdoor, comprising:

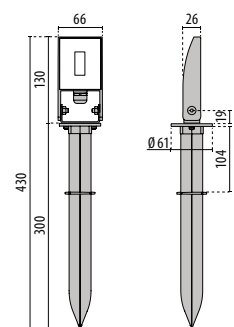
- Polyester powder coat finish, die-cast aluminium housing, in compact size
- Extra-clear, toughened, flat glass diffuser, silk-screened on the inside
- Waterproof cable gland M16x1.5 for cables Ø 5- Ø 10 mm
- Driver On Board 220-240V 50/60Hz LED module protected against surges up to 500 V
- Stainless steel locking hardware
- Painted steel bracket
- Complete with 1 m factory pre-wired cable H05RN-F 3G1 mm²
- SPIDER+ 10 KIT models are equipped with a technopolymer ground spike and 3 metres cable H05RN-F 3G1 mm²
- Design by GIORGIO LODI



Private Villa - Verona - Italy



SPIDER+ 10



SPIDER+ 10
KIT

SPIDER+ 10 S/EW

IP66 - IK06

LUMINAIRE WATTAGE [W]	CLASS	ENEC	CRI	KELVIN	OPTIC	BEAM ANGLE	LIGHTSOURCE LUMEN OUTPUT [lm]	LUMINAIRE LUMEN OUTPUT [lm]	COLOUR / FINISH	PART NUMBER	UKCA
Power LED 220-240 V 50/60 Hz											
9.5	I	-	80	4000	S/EW	-	1485	1060	■	3108610	✓
9.5	I	-	80	3000	S/EW	-	1350	977	■	3108608	✓



SPIDER+ 10 KIT S/EW

IP66 - IK06

LUMINAIRE WATTAGE [W]	CLASS	ENEC	CRI	KELVIN	OPTIC	BEAM ANGLE	LIGHTSOURCE LUMEN OUTPUT [lm]	LUMINAIRE LUMEN OUTPUT [lm]	COLOUR / FINISH	PART NUMBER	UKCA
Power LED 220-240 V 50/60 Hz											
9.5	I	-	80	4000	S/EW	-	1485	1060	■	3108613	✓
9.5	I	-	80	3000	S/EW	-	1350	977	■	3108612	✓



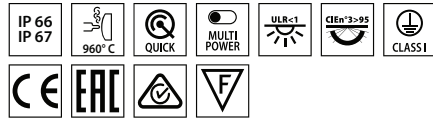
Optional accessories

DESCRIPTION	COLOR	PART NUMBER	UKCA
SPIDER+ 10 - SPIDER+ 10 KIT			
Connection Kit Y 3-way Ø 7-10.5 mm IP68		310496	✓
Connection Kit Y 3-way Ø 14-17 mm IP68		310495	✓



310495
310496

SPIDER+ 20

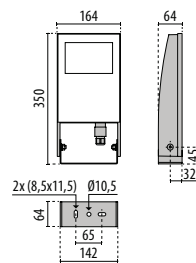


Scan the QR-code for the latest information

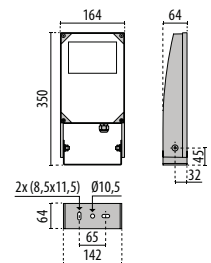
■ BK-81 / Black / Textured

LED floodlight for indoor and outdoor, comprising:

- Die-cast aluminium housing, polyester powder coat finish ISO 9227/12944 - ISO 9223 (C5)
- Extra-clear, toughened, flat glass diffuser, silk-screened on the inside
- Anti-ageing custom moulded silicone sealing gasket(s)
- Stainless steel fasteners for glass
- Extra pure polished aluminium reflector
- Stainless steel locking hardware
- Polyester powder-coated steel bracket with simplified mounting system
- Complete with 0,7 m factory pre-wired cable H05RN-F 3G1 mm²
- Luminaire designed to operate with two power levels that the user can select with an external switch (MULTIPOWER options)
- The IP68-rated external techno-polymer fast connector for mains connection without opening the luminaire (3 poles x 1.5/2.5 mm², for wires ø 8 - ø 12 mm) (MULTIPOWER options)
- The luminous flux data shown refer to the maximum power operating level
- Design by GIORGIO LODI

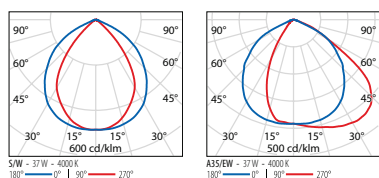


SPIDER+ 20
MULTIPOWER



SPIDER+ 20

Identifying and classifying our optics



SPIDER+ 20 S/W MULTIPOWER

IP67 - IK05 - 960 °C

LUMINAIRE WATTAGE [W]	CLASS	ENEC	CRI	KELVIN	OPTIC	BEAM ANGLE	LIGHTSOURCE LUMEN OUTPUT [lm]	LUMINAIRE LUMEN OUTPUT [lm]	COLOUR / FINISH	PART NUMBER	UKCA
Power LED 220-240 V 50/60 Hz											
37	I	-	80	4000	S/W	-	5525	4900	■	3106050	✓
51	I	-	80	4000	S/W	-	6965	6179	■	3106050	✓
37	I	-	80	3000	S/W	-	5295	4695	■	3106051	✓
51	I	-	80	3000	S/W	-	6675	5921	■	3106051	✓

Until stocks last



SPIDER+ 20 A/EW MULTIPOWER

IP67 - IK05 - 960 °C

LUMINAIRE WATTAGE [W]	CLASS	ENEC	CRI	KELVIN	OPTIC	BEAM ANGLE	LIGHTSOURCE LUMEN OUTPUT [lm]	LUMINAIRE LUMEN OUTPUT [lm]	COLOUR / FINISH	PART NUMBER	UKCA
Power LED 220-240 V 50/60 Hz											
37	I	-	80	4000	A35/EW	-	5525	4762	■	3106052	✓
51	I	-	80	4000	A35/EW	-	6965	6005	■	3106052	✓
37	I	-	80	3000	A35/EW	-	5295	4563	■	3106053	✓
51	I	-	80	3000	A35/EW	-	6675	5754	■	3106053	✓

Until stocks last



SPIDER+ 20 S/W

IP66 - IK05 - 960 °C

LUMINAIRE WATTAGE [W]	CLASS	ENEC	CRI	KELVIN	OPTIC	BEAM ANGLE	LIGHTSOURCE LUMEN OUTPUT [lm]	LUMINAIRE LUMEN OUTPUT [lm]	COLOUR / FINISH	PART NUMBER	UKCA
Power LED 220-240 V 50/60 Hz											
51	I	-	80	4000	S/W	-	6965	6179	■	3118358	✓
51	I	-	80	3000	S/W	-	6675	5921	■	3118357	✓


SPIDER+ 20 A/EW

IP66 - IK05 - 960 °C


LUMINAIRE WATTAGE [W]	CLASS	ENEC	CRI	KELVIN	OPTIC	BEAM ANGLE	LIGHTSOURCE LUMEN OUTPUT [lm]	LUMINAIRE LUMEN OUTPUT [lm]	COLOUR / FINISH	PART NUMBER	UKCA
Power LED 220-240 V 50/60 Hz											
51	I	-	80	4000	A35/EW	-	6965	6005	■	3118356	✓
51	I	-	80	3000	A35/EW	-	6675	5754	■	3118355	✓

Optional accessories

DESCRIPTION	COLOR	PART NUMBER	UKCA
SPIDER+ 20			
500 mm wall mounting extension arm in sheet steel painted	■	3107120	✓
1000 mm wall mounting extension arm in sheet steel painted	■	3107121	✓
Connection box IP 66		14174220	✓



3107120

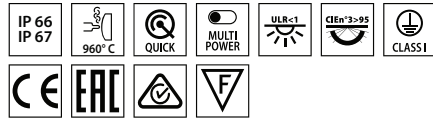


3107121



14174220

SPIDER+ 30



Scan the QR-code for the latest information

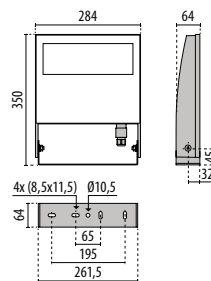
■ BK-81 / Black / Textured

LED floodlight for indoor and outdoor, comprising:

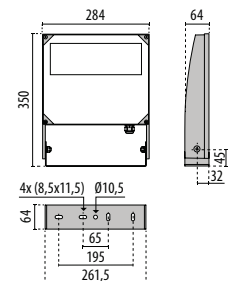
- Die-cast aluminium housing, polyester powder coat finish ISO 9227/12944 - ISO 9223 (C5)
- Extra-clear, toughened, flat glass diffuser, silk-screened on the inside
- Anti-ageing custom moulded silicone sealing gasket(s)
- Stainless steel fasteners for glass
- Extra pure polished aluminium reflector
- Stainless steel locking hardware
- Polyester powder-coated steel bracket with simplified mounting system
- Complete with 0,7 m factory pre-wired cable H05RN-F 3G1 mm²
- Luminaire designed to operate with two power levels that the user can select with an external switch (MULTIPOWER options)
- The IP68-rated external techno-polymer fast connector for mains connection without opening the luminaire (3 poles x 1.5/2.5 mm², for wires ø 8 - ø 12 mm) (MULTIPOWER options)
- The luminous flux data shown refer to the maximum power operating level
- Design by GIORGIO LODI



MULTI POWER

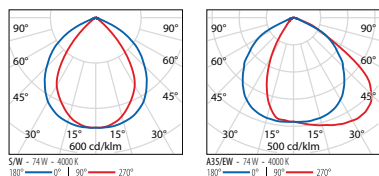


SPIDER+ 30
MULTIPOWER



SPIDER+ 30

Identifying and classifying our optics



SPIDER+ 30 S/W MULTIPOWER

IP67 - IK06 - 960 °C

LUMINAIRE WATTAGE [W]	CLASS	ENEC	CRI	KELVIN	OPTIC	BEAM ANGLE	LIGHTSOURCE LUMEN OUTPUT [lm]	LUMINAIRE LUMEN OUTPUT [lm]	COLOUR / FINISH	PART NUMBER	UKCA
Power LED 220-240 V 50/60 Hz											
74 101	I	-	80	4000	S/W	-	11050 13930	9505 11987	■	3106054	✓
74 101	I	-	80	3000	S/W	-	10590 13350	9108 11486	■	3106055	✓

Until stocks last



SPIDER+ 30 A/EW MULTIPOWER

IP67 - IK06 - 960 °C

LUMINAIRE WATTAGE [W]	CLASS	ENEC	CRI	KELVIN	OPTIC	BEAM ANGLE	LIGHTSOURCE LUMEN OUTPUT [lm]	LUMINAIRE LUMEN OUTPUT [lm]	COLOUR / FINISH	PART NUMBER	UKCA
Power LED 220-240 V 50/60 Hz											
74 101	I	-	80	4000	A35/EW	-	11050 13930	9237 11649	■	3106056	✓
74 101	I	-	80	3000	A35/EW	-	10590 13350	8851 11162	■	3106057	✓

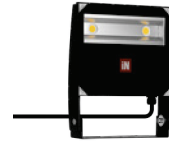
Until stocks last



SPIDER+ 30 S/W

IP66 - IK06 - 960 °C

LUMINAIRE WATTAGE [W]	CLASS	ENEC	CRI	KELVIN	OPTIC	BEAM ANGLE	LIGHTSOURCE LUMEN OUTPUT [lm]	LUMINAIRE LUMEN OUTPUT [lm]	COLOUR / FINISH	PART NUMBER	UKCA
Power LED 220-240 V 50/60 Hz											
101	I	-	80	4000	S/W	-	13930	11987	■	3118366	✓
101	I	-	80	3000	S/W	-	13350	11486	■	3118365	✓



SPIDER+ 30 A/EW


IP66 - IK06 - 960 °C

LUMINAIRE WATTAGE [W]	CLASS	ENEC	CRI	KELVIN	OPTIC	BEAM ANGLE	LIGHTSOURCE LUMEN OUTPUT [lm]	LUMINAIRE LUMEN OUTPUT [lm]	COLOUR / FINISH	PART NUMBER	UKCA
Power LED 220-240 V 50/60 Hz											
101	I	-	80	4000	A35/EW	-	13930	11649	■	3118364	✓
101	I	-	80	3000	A35/EW	-	13350	11162	■	3118363	✓




Optional accessories

DESCRIPTION	COLOR	PART NUMBER	UKCA
SPIDER+ 30			
500 mm wall mounting extension arm in sheet steel painted	■	3107120	✓
1000 mm wall mounting extension arm in sheet steel painted	■	3107121	✓
Connection box IP 66		14174220	✓



3107120



3107121



14174220