

THEOS GLASS

design by SILVIA PAOLA PENNACCHIO



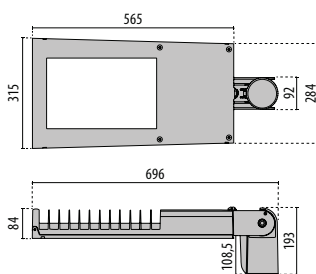
Series of LED road lighting luminaires, in two versions, comprising:

- Die-cast aluminium housing chemically pre-treated and painted with polyester powder coating
- Die-cast aluminium trim ring, polyester-powder painted after chemical surface treatment, fully integrated and hinged to the housing
- Die-cast aluminium pole-mounting joint, painted grey, for pole Ø 60 mm or 76 mm
- Flat extra clear tempered glass diffuser
- High-transparency polycarbonate lenses for best light transmission
- Optics available depending on the models: SR/075 for narrow roads with an L/H ratio (road width/pole height) between 0.5 and 0.75; SR/100 for two-lane roads and L/H ratio equal to 1; SR/125 for wide roads and L/H ratio equal to 1.25; SR/150 for wide roads and L/H ratio equal to 1.5
- Anti-ageing silicone gasket with high resiliency

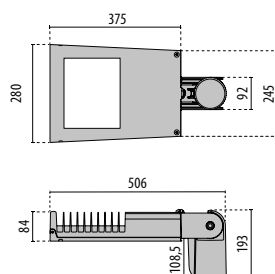
- Cable gland M20x1.5 for cables Ø 10- Ø 14 mm
- Automatic line isolator switch that cuts off power supply when ring is opened
- High efficiency electronic driver
- Versions are available with ON-OFF driver and dimmable DALI
- Compliant with the UNI 10819 Standard and with the Italian regional laws on light pollution
- Stainless steel external screws
- Complete with supplementary device for protection against network surges of up to 10 kV (DM)
- The "SECURE LIGHT DISTRIBUTION" system guarantees uniform light distribution even in the remote case of LED failures
- Versions with automatic power reduction available
- All versions are available with 3000K LEDs on request
- Other colour temperatures and colour renderings are available upon request



- AN-96 / Anthracite gray / Textured



THEOS GLASS



THEOS GLASS MINI

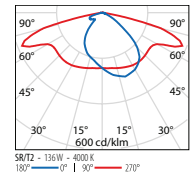


Please visit our web site
www.performanceinlighting.com
 for the latest updated versions available.

THEOS GLASS SR/075

IK08 9J xx5

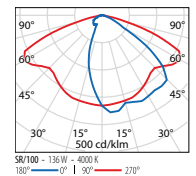
WATTAGE	CLASS	CRI	KELVIN	COS Ø ≥ 0,9	OPTIC	OPTIC BEAM	LIGHTSOURCE LUMEN OUTPUT	LUMINAIRE LUMEN OUTPUT	L	B	LIFETIME	COLOUR/ RAL	PART NUMBER
Power LED 220-240 V 50/60 Hz													
136 W	II	-	70	4000	✓	SR/075	-	21726 lm	18391 lm	70	10	72000 h	● 306443
104 W	II	-	70	4000	✓	SR/075	-	16294 lm	13892 lm	70	10	72000 h	● 306430
Power LED - dimmable DALI 220-240 V 50/60 Hz													
136 W	II	-	70	4000	✓	SR/075	-	21726 lm	18391 lm	70	10	72000 h	● 306442
104 W	II	-	70	4000	✓	SR/075	-	16294 lm	13892 lm	70	10	72000 h	● 306435
Power LED - with automatic power reduction 220-240 V 50/60 Hz													
136 W	II	-	70	4000	✓	SR/075	-	21726 lm	18391 lm	70	10	72000 h	● 306434
104 W	II	-	70	4000	✓	SR/075	-	16294 lm	13892 lm	70	10	72000 h	● 306438



THEOS GLASS SR/100

IK08 9J xx5

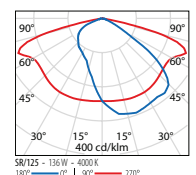
WATTAGE	CLASS	CRI	KELVIN	COS Ø ≥ 0,9	OPTIC	OPTIC BEAM	LIGHTSOURCE LUMEN OUTPUT	LUMINAIRE LUMEN OUTPUT	L	B	LIFETIME	COLOUR/ RAL	PART NUMBER
Power LED 220-240 V 50/60 Hz													
136 W	II	-	70	4000	✓	SR/100	-	21726 lm	-	70	10	72000 h	● 306460
104 W	II	-	70	4000	✓	SR/100	-	16294 lm	-	70	10	72000 h	● 306461
Power LED - dimmable DALI 220-240 V 50/60 Hz													
136 W	II	-	70	4000	✓	SR/100	-	21726 lm	-	70	10	72000 h	● 306486
104 W	II	-	70	4000	✓	SR/100	-	16294 lm	-	70	10	72000 h	● 306487
Power LED - with automatic power reduction 220-240 V 50/60 Hz													
136 W	II	-	70	4000	✓	SR/100	-	21726 lm	-	70	10	72000 h	● 306472
104 W	II	-	70	4000	✓	SR/100	-	16294 lm	-	70	10	72000 h	● 306473



THEOS GLASS SR/125

IK08 9J xx5

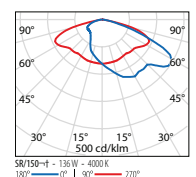
WATTAGE	CLASS	CRI	KELVIN	COS Ø ≥ 0,9	OPTIC	OPTIC BEAM	LIGHTSOURCE LUMEN OUTPUT	LUMINAIRE LUMEN OUTPUT	L	B	LIFETIME	COLOUR/ RAL	PART NUMBER
Power LED 220-240 V 50/60 Hz													
136 W	II	-	70	4000	✓	SR/125	-	21726 lm	18191 lm	70	10	72000 h	● 306452
104 W	II	-	70	4000	✓	SR/125	-	16294 lm	13728 lm	70	10	72000 h	● 306453
Power LED - dimmable DALI 220-240 V 50/60 Hz													
136 W	II	-	70	4000	✓	SR/125	-	21726 lm	18191 lm	70	10	72000 h	● 306482
104 W	II	-	70	4000	✓	SR/125	-	16294 lm	13728 lm	70	10	72000 h	● 306483
Power LED - with automatic power reduction 220-240 V 50/60 Hz													
136 W	II	-	70	4000	✓	SR/125	-	21726 lm	18191 lm	70	10	72000 h	● 306464
104 W	II	-	70	4000	✓	SR/125	-	16294 lm	13728 lm	70	10	72000 h	● 306465



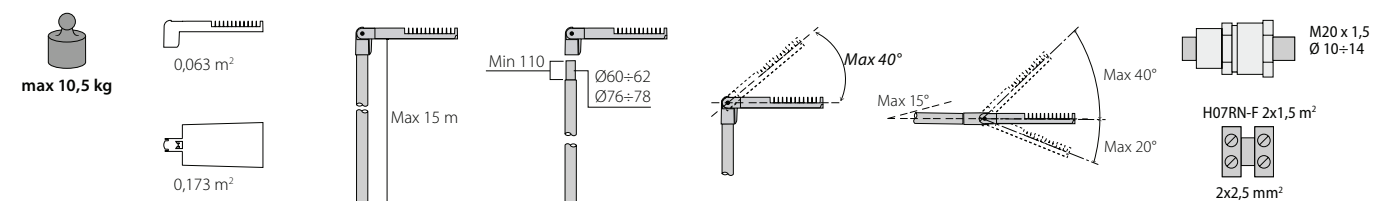
THEOS GLASS SR/150

IK08 9J xx5

WATTAGE	CLASS	CRI	KELVIN	COS Ø ≥ 0,9	OPTIC	OPTIC BEAM	LIGHTSOURCE LUMEN OUTPUT	LUMINAIRE LUMEN OUTPUT	L	B	LIFETIME	COLOUR/ RAL	PART NUMBER
Power LED 220-240 V 50/60 Hz													
136 W	II	-	70	4000	✓	SR/150	-	21726 lm	18019 lm	70	10	72000 h	● 306456
104 W	II	-	70	4000	✓	SR/150	-	16294 lm	13456 lm	70	10	72000 h	● 306457
Power LED - dimmable DALI 220-240 V 50/60 Hz													
136 W	II	-	70	4000	✓	SR/150	-	21726 lm	18019 lm	70	10	72000 h	● 306484
104 W	II	-	70	4000	✓	SR/150	-	16294 lm	13456 lm	70	10	72000 h	● 306485
Power LED - with automatic power reduction 220-240 V 50/60 Hz													
136 W	II	-	70	4000	✓	SR/150	-	21726 lm	18019 lm	70	10	72000 h	● 306468
104 W	II	-	70	4000	✓	SR/150	-	16294 lm	13456 lm	70	10	72000 h	● 306469



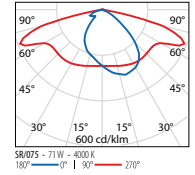
THEOS GLASS



THEOS GLASS MINI SR/075

IK08 6J xx5

WATTAGE	CLASS	CEC	CRI	KELVIN	COS Ø ≥ 0.9	OPTIC	OPTIC BEAM	LIGHTSOURCE LUMEN OUTPUT	LUMINAIRE LUMEN OUTPUT	L	B	LIFETIME	COLOUR/ RAL	PART NUMBER
Power LED 220-240 V 50/60 Hz														
71 W	II	-	70	4000	✓	SR/075	-	10863 lm	9239 lm	70	10	72000 h	●	306428
58 W	II	-	70	4000	✓	SR/075	-	9021 lm	7733 lm	70	10	72000 h	●	3101903
46 W	II	-	70	4000	✓	SR/075	-	7155 lm	6278 lm	70	10	72000 h	●	3101891
35 W	II	-	70	4000	✓	SR/075	-	5431 lm	4662 lm	70	10	72000 h	●	306429
19 W	II	-	70	4000	✓	SR/075	-	2716 lm	2608 lm	70	10	72000 h	●	306454



Power LED - dimmable DALI 220-240 V 50/60 Hz

71 W	II	-	70	4000	✓	SR/075	-	10863 lm	9239 lm	70	10	72000 h	●	306448
58 W	II	-	70	4000	✓	SR/075	-	9021 lm	7733 lm	70	10	72000 h	●	3101911
46 W	II	-	70	4000	✓	SR/075	-	7155 lm	6278 lm	70	10	72000 h	●	3101899
35 W	II	-	70	4000	✓	SR/075	-	5431 lm	4662 lm	70	10	72000 h	●	306449
19 W	II	-	70	4000	✓	SR/075	-	2716 lm	2608 lm	70	10	72000 h	●	306462

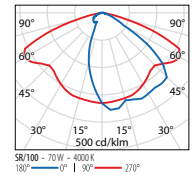
Power LED - with automatic power reduction 220-240 V 50/60 Hz

71 W	II	-	70	4000	✓	SR/075	-	10863 lm	9239 lm	70	10	72000 h	●	306436
58 W	II	-	70	4000	✓	SR/075	-	9021 lm	7733 lm	70	10	72000 h	●	3101907
46 W	II	-	70	4000	✓	SR/075	-	7155 lm	6278 lm	70	10	72000 h	●	3101895
35 W	II	-	70	4000	✓	SR/075	-	5431 lm	4662 lm	70	10	72000 h	●	306437
19 W	II	-	70	4000	✓	SR/075	-	2716 lm	2608 lm	70	10	72000 h	●	306458

THEOS GLASS MINI SR/100

IK08 6J xx5

WATTAGE	CLASS	CEC	CRI	KELVIN	COS Ø ≥ 0.9	OPTIC	OPTIC BEAM	LIGHTSOURCE LUMEN OUTPUT	LUMINAIRE LUMEN OUTPUT	L	B	LIFETIME	COLOUR/ RAL	PART NUMBER
Power LED 220-240 V 50/60 Hz														
71 W	II	-	70	4000	✓	SR/100	-	10863 lm	-	70	10	72000 h	●	306432
71 W	II	-	70	3000	✓	SR/100	-	10364 lm	-	70	10	72000 h	●	3102749
58 W	II	-	70	4000	✓	SR/100	-	9021 lm	-	70	10	72000 h	●	3101904
58 W	II	-	70	3000	✓	SR/100	-	8655 lm	-	70	10	72000 h	●	3102750
46 W	II	-	70	4000	✓	SR/100	-	7155 lm	-	70	10	72000 h	●	3101892
35 W	II	-	70	4000	✓	SR/100	-	5431 lm	-	70	10	72000 h	●	306433
19 W	II	-	70	4000	✓	SR/100	-	2716 lm	-	70	10	72000 h	●	306455



Power LED - dimmable DALI 220-240 V 50/60 Hz

71 W	II	-	70	4000	✓	SR/100	-	10863 lm	-	70	10	72000 h	●	306450
58 W	II	-	70	4000	✓	SR/100	-	9021 lm	-	70	10	72000 h	●	3101912
46 W	II	-	70	4000	✓	SR/100	-	7155 lm	-	70	10	72000 h	●	3101900
35 W	II	-	70	4000	✓	SR/100	-	5431 lm	-	70	10	72000 h	●	306451
19 W	II	-	70	4000	✓	SR/100	-	2716 lm	-	70	10	72000 h	●	306463

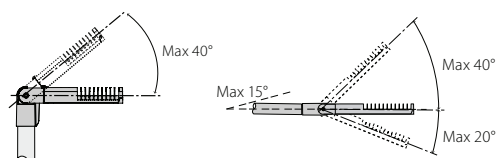
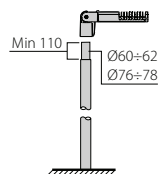
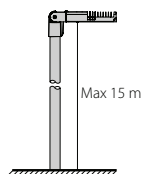
Power LED - with automatic power reduction 220-240 V 50/60 Hz

71 W	II	-	70	4000	✓	SR/100	-	10863 lm	-	70	10	72000 h	●	306440
58 W	II	-	70	4000	✓	SR/100	-	9021 lm	-	70	10	72000 h	●	3101908
46 W	II	-	70	4000	✓	SR/100	-	7155 lm	-	70	10	72000 h	●	3101896
35 W	II	-	70	4000	✓	SR/100	-	5431 lm	-	70	10	72000 h	●	306441
19 W	II	-	70	4000	✓	SR/100	-	2716 lm	-	70	10	72000 h	●	306459

THEOS GLASS MINI

max 6,7 kg

0,109 m²
0,039 m²

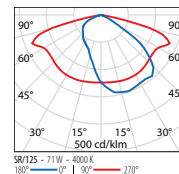


M20 x 1,5
Ø 10±14
H07RN-F 2x1,5 m²
2x2,5 mm²

THEOS GLASS MINI SR/125

IK08 6J xx5

WATTAGE	CLASS	CEC	CRI	KELVIN	COS Ø ≥ 0.9	OPTIC	OPTIC BEAM	LIGHTSOURCE LUMEN OUTPUT	LUMINAIRE LUMEN OUTPUT	L	B	LIFETIME	COLOUR/ RAL	PART NUMBER
Power LED 220-240 V 50/60 Hz														
71 W	II	-	70	4000	✓	SR/125	-	10863 lm	9068 lm	70	10	72000 h	●	306444
58 W	II	-	70	4000	✓	SR/125	-	9021 lm	7700 lm	70	10	72000 h	●	3101905
46 W	II	-	70	4000	✓	SR/125	-	7155 lm	6251 lm	70	10	72000 h	●	3101893
35 W	II	-	70	4000	✓	SR/125	-	5431 lm	4633 lm	70	10	72000 h	●	306445
19 W	II	-	70	4000	✓	SR/125	-	2716 lm	2596 lm	70	10	72000 h	●	306466



Power LED - dimmable DALI 220-240 V 50/60 Hz

71 W	II	-	70	4000	✓	SR/125	-	10863 lm	9068 lm	70	10	72000 h	●	306431
58 W	II	-	70	4000	✓	SR/125	-	9021 lm	7700 lm	70	10	72000 h	●	3101913
46 W	II	-	70	4000	✓	SR/125	-	7155 lm	6251 lm	70	10	72000 h	●	3101901
35 W	II	-	70	4000	✓	SR/125	-	5431 lm	4633 lm	70	10	72000 h	●	306476
19 W	II	-	70	4000	✓	SR/125	-	2716 lm	2596 lm	70	10	72000 h	●	306474

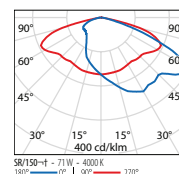
Power LED - with automatic power reduction 220-240 V 50/60 Hz

71 W	II	-	70	4000	✓	SR/125	-	10863 lm	9068 lm	70	10	72000 h	●	306480
58 W	II	-	70	4000	✓	SR/125	-	9021 lm	7700 lm	70	10	72000 h	●	3101909
46 W	II	-	70	4000	✓	SR/125	-	7155 lm	6251 lm	70	10	72000 h	●	3101897
35 W	II	-	70	4000	✓	SR/125	-	5431 lm	4633 lm	70	10	72000 h	●	306477
19 W	II	-	70	4000	✓	SR/125	-	2716 lm	2596 lm	70	10	72000 h	●	306470

THEOS GLASS MINI SR/150

IK08 6J xx5

WATTAGE	CLASS	CEC	CRI	KELVIN	COS Ø ≥ 0.9	OPTIC	OPTIC BEAM	LIGHTSOURCE LUMEN OUTPUT	LUMINAIRE LUMEN OUTPUT	L	B	LIFETIME	COLOUR/ RAL	PART NUMBER
Power LED 220-240 V 50/60 Hz														
71 W	II	-	70	4000	✓	SR/150	-	10863 lm	8767 lm	70	10	72000 h	●	306446
58 W	II	-	70	4000	✓	SR/150	-	9021 lm	7549 lm	70	10	72000 h	●	3101906
58 W	II	-	70	3000	✓	SR/150	-	8655 lm	6679 lm	70	10	72000 h	●	3102751
46 W	II	-	70	4000	✓	SR/150	-	7155 lm	6128 lm	70	10	72000 h	●	3101894
35 W	II	-	70	4000	✓	SR/150	-	5431 lm	4538 lm	70	10	72000 h	●	306447
19 W	II	-	70	4000	✓	SR/150	-	2716 lm	2546 lm	70	10	72000 h	●	306467



Power LED - dimmable DALI 220-240 V 50/60 Hz

71 W	II	-	70	4000	✓	SR/150	-	10863 lm	8767 lm	70	10	72000 h	●	306439
58 W	II	-	70	4000	✓	SR/150	-	9021 lm	7549 lm	70	10	72000 h	●	3101914
46 W	II	-	70	4000	✓	SR/150	-	7155 lm	6128 lm	70	10	72000 h	●	3101902
35 W	II	-	70	4000	✓	SR/150	-	5431 lm	4538 lm	70	10	72000 h	●	306478
19 W	II	-	70	4000	✓	SR/150	-	2716 lm	2546 lm	70	10	72000 h	●	306475

Power LED - with automatic power reduction 220-240 V 50/60 Hz


71 W	II	-	70	4000	✓	SR/150	-	10863 lm	8767 lm	70	10	72000 h	●	306481
58 W	II	-	70	4000	✓	SR/150	-	9021 lm	7549 lm	70	10	72000 h	●	3101910
46 W	II	-	70	4000	✓	SR/150	-	7155 lm	6128 lm	70	10	72000 h	●	3101898
35 W	II	-	70	4000	✓	SR/150	-	5431 lm	4538 lm	70	10	72000 h	●	306479
19 W	II	-	70	4000	✓	SR/150	-	2716 lm	2546 lm	70	10	72000 h	●	306471

OPTIONAL ACCESSORIES

DESCRIPTION	COLOR	PART NUMBER
THEOS GLASS		
Wall mount bracket THEOS	●	14174796
Hot-dipped galvanized wall angled steel bracket, cataphoresis and polyester powder	●	14077796



14174796



14077796